




**DEWMARK
HEAVY**
SV 45/300


Joint width
300 mm


Recess
mounted


Max load
300 kN

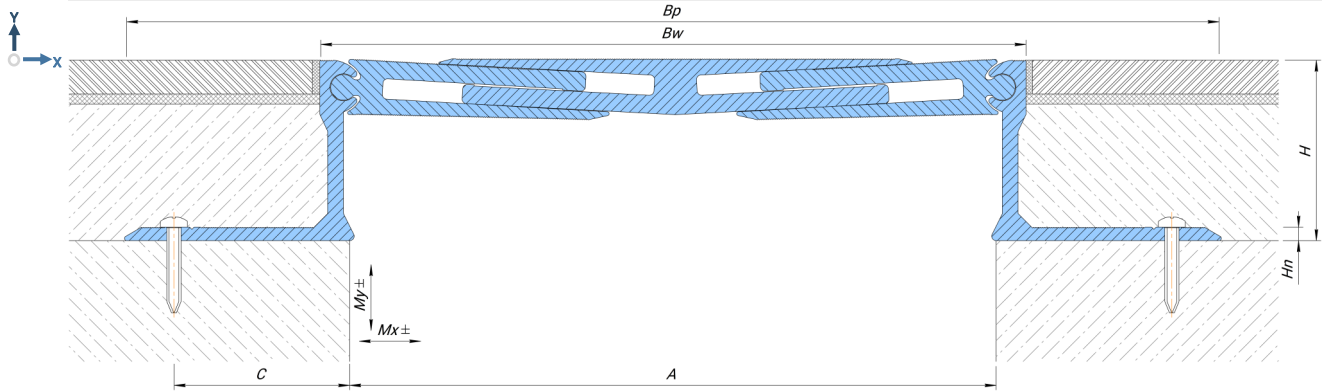

Movements in
3 directions






Protection
rating IP 30


Indoor/
outdoor



FLOOR COVERING → TILE → POLYMER → CONCRETE



Profile	A (mm)	Bw (mm)	Bp (mm)	H (mm)	Hp (mm)	C (mm)	Mx (mm)	My (mm)	Load bearing capacity, kN			
												
SV 45/300/53	300	320	515	53	5	75	70 (+35/-35)	70 (+35/-35)	50	300	100	30
SV 45/300/80	300	320	495	80	6	75	70 (+35/-35)	70 (+35/-35)	50	300	100	30

On request

Other profile heights on request

Protective anodizing profile

Technical data

MATERIAL

Aluminium EN AW 6060T6

LENGTH

3 meters

STANDARD COLOR

silvery white

Corner versions

All profiles have an corner version (wall to floor under an angle of 90 degrees). One of the guides is replaced by an corner guide.

This profile is denoted by the index "E": *example SV-E 45/300/80*

! For corner versions, only pedestrian loads are allowed.

