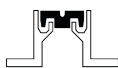





Max load
600 kN



Recess
mounted



Joint width
20-150 mm



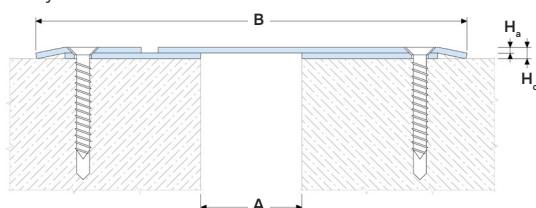
Movements
in 2 directions




Indoor/
outdoor



For joint ≤ 50 mm



For joint > 50 mm



Profile	Standard options ¹ (abc)	Sizes, mm			Layer thickness ² (mm)			Movements ³ , mm		Permissible loads (kN)		
		A	B	H	Ha	Hb	Hc	M _x	M _y ⁴			
SG 83/20-200/6	BB, HH, 33	20	210	6	3	—	3	30 (+15/-15)	—	100	50	10
SG 83/30-220/6		30	230	6	3	—	3	30 (+15/-15)	—	100	50	10
SG 83/50-230/6		50	240	6	3	—	3	30 (+15/-15)	—	100	50	10
SG 83/80-260/19	BBB, HHH, 333	80	280	10	3	4	3	30 (+15/-15)	—	100	50	5
SG 83/100-280/21		100	300	11	3	5	3	30 (+15/-15)	—	50	50	—
SG 83/120-320/23		120	340	11	3	5	3	30 (+15/-15)	—	50	50	—
SG 83/150-350/25		150	380	11	3	5	3	30 (+15/-15)	—	50	50	—

¹ The profile is made to order from different materials of the components of the profile layers a, b and c (see technical data):

- B – Steel S235 with powder coating;
- H – Steel S235 with hot dip galvanized⁸;
- 3 – Stainless steel 1.4301 (AISI 304)⁹;

² Standard layer thicknesses are indicated. On request, the layers can be made in other thicknesses.

³ Standard movements limits are given. On request, the profile is produced with other movements limits - ask for data.

⁴ Vertical movements are not allowed.

TECHNICAL DATA

Material ⁹	S235 (1.0038)	AISI 304 (1.4301)
Strength, MPa	$\sigma_b = 360-510$	$\sigma_b = 515$
Tolerances	EN 1090-2	
Length, m	3,0 ⁵	
Tooling	Mounting holes	
Fasteners	Included (Screws Rawlplug R-LX)	
Surface coat	<ul style="list-style-type: none"> • Powder⁷ • Galvanized⁸ Without coating	

⁵ Profile length can be changed upon request.

⁶ The profile is supplied assembled, using mounting brackets, to the required width of the expansion joint. Kit includes RAWL-PLUG R-LX high strength concrete screws and DIN 7991 A2 stainless steel mounting screws.

⁷ Powder coated in any RAL color.

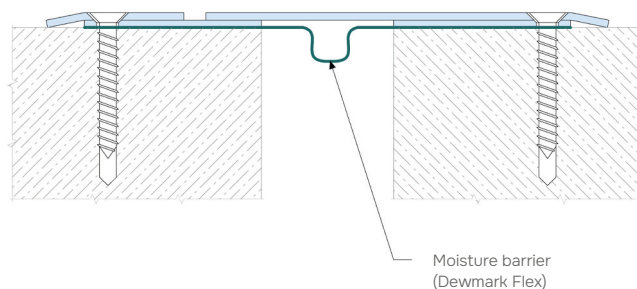
⁸ Hot dip galvanizing according to EN 1461.

⁹ The material of the layers can be changed to other types of steel: AISI 316, 321, 430, etc.

EXECUTION OPTIONS



Using a vapor barrier for waterproofing an expansion joint.



Use of a fire barrier with a fire resistance rating of up

