



**DEWMARK  
HEAVY**  
SV 45/230

  
Joint width  
230 mm

  
Recess  
mounted

  
Max load  
300 kN

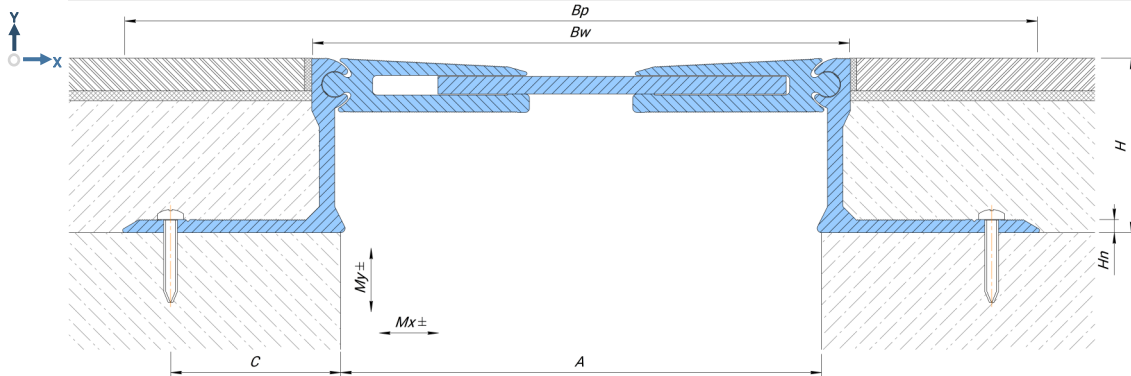
  
Movements in  
3 directions





  
Protection  
rating IP 30

  
Indoor/  
outdoor



FLOOR COVERING → TILE → POLYMER → CONCRETE



Profile	A (mm)	Bw (mm)	Bp (mm)	H (mm)	Hp (mm)	C (mm)	Mx (mm)	My (mm)	Load bearing capacity, kN			
												
SV 45/230/53	230	250	445	53	5	75	60 (+30/-30)	60 (+30/-30)	50	300	100	30
SV 45/230/80	230	250	425	80	6	75	60 (+30/-30)	60 (+30/-30)	50	300	100	30

On request

Other profile heights on request

Protective anodizing profile

Technical data

MATERIAL

Aluminium EN AW 6060T6

LENGTH

3 meters

STANDARD COLOR

silvery white

### Corner versions

All profiles have an corner version (wall to floor under an angle of 90 degrees). One of the guides is replaced by an corner guide.

This profile is denoted by the index "E": *example SV-E 45/230/80*

**!** For corner versions, only pedestrian loads are allowed.

