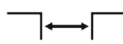




Top  
mounted



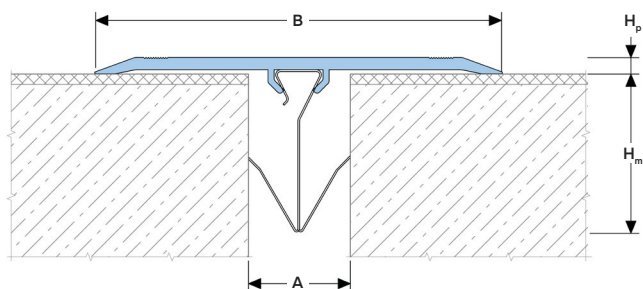

Joint width  
20-60 mm



Movements  
in 3 directions



Indoor/  
outdoor



#### DESIGNATIONS:

A – nominal joint width;  
B – visible width;  
H<sub>m</sub> – installation depth;

H<sub>p</sub> – profile height;  
M<sub>x</sub> – horizontal movements;  
M<sub>y</sub> – Y-axis movements.

Profile	Sizes, mm				Movements, mm		Permissible loads (kN)			
	A <sup>1</sup>	B	H <sub>p</sub>	H <sub>m</sub>	M <sub>x</sub> <sup>1</sup>	M <sub>y</sub>				
SV 13/70/S	25	70	4	50	20 (+10/-10)	6 (+3/-3)	pedestrian			
SV 13/70/L	50	70	4	50	30 (+10/-20)	6 (+3/-3)	pedestrian			
SV 13/100/S	25	100	4	50	20 (+10/-10)	10 (+5/-5)	pedestrian			
SV 13/100/L	60	100	4	50	40 (+20/-20)	10 (+5/-5)	pedestrian			
SV 13/120/L	60	120	4	50	40 (+20/-20)	12 (+6/-6)	pedestrian			
SV 13/150/L	60	150	4	50	40 (+20/-20)	14 (+7/-7)	pedestrian			

<sup>1</sup> Specified is the nominal average expansion joint width when using the appropriate fastener type (S or L).

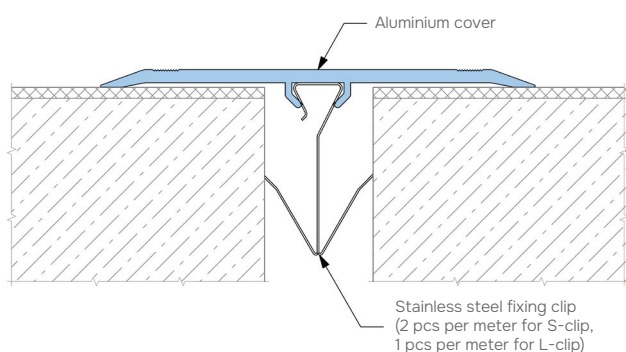
You can use a profile for joint widths in any range of the fixing clip:

- "S-clip" - from 15 to 35 mm;

- "L-clip" - from 40 to 80 mm.

In this case, the use of a profile is not allowed if the value of the sum of movement and the width of the joint is greater than the permissible range of the fixing clip.

### ► EQUIPMENT PROFILE



### ► TECHNICAL DATA

#### → COVER

Material	Aluminum EN AW 6063 T6 (T66 <sup>2</sup> )
Tolerances	EN 12020-2:2008
Strength, MPa	$\sigma_b = 205$ (250 <sup>2</sup> )
Length, m	3,0
Tooling	Mounting holes
Fasteners	Included (stainless steel clip)

<sup>2</sup> For EU market.