



**DEWMARK
HEAVY**
SV 41/105


Joint width
105 mm


Recess
mounted


Max load
100 kN

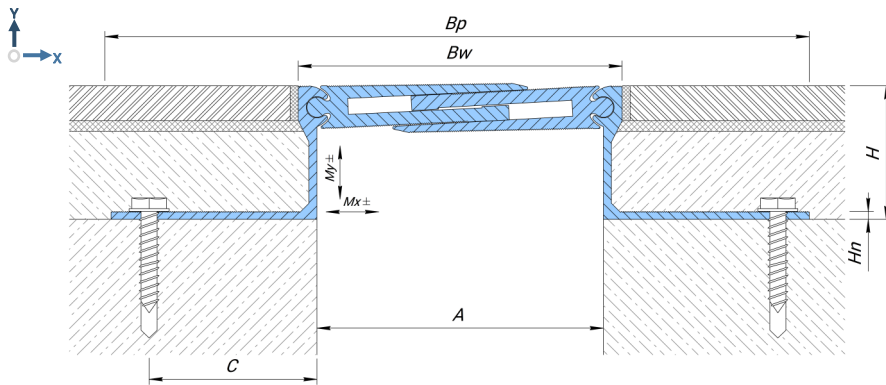

Movements in
3 directions


Protection
rating IP 30


Indoor/
outdoor



FLOOR COVERING → TILE → POLYMER → CONCRETE







Technical data

MATERIAL
Aluminium EN AW 6060T6

LENGTH
3 meters

STANDARD COLOR
silvery white

Profile	A (mm)	Bw (mm)	Bp (mm)	H (mm)	Hn (mm)	C (mm)	Mx (mm)	My (mm)	Load bearing capacity, kN			
												
SV 41/105/16	105	120	235	16	2,3	50	44 (+22/-22)	16 (+8/8)	50 ¹	70 ¹	50 ¹	-
SV 41/105/20	105	120	254	20	3	60	44 (+22/-22)	16 (+8/8)	50 ¹	70 ¹	70 ¹	-
SV 41/105/25	105	120	250	25	3	60	44 (+22/-22)	40 (+20/-20)	50 ¹	100 ¹	70 ¹	5 ¹
SV 41/105/34	105	120	260	34	3	60	44 (+22/-22)	40 (+20/-20)	50 ¹	100 ¹	70 ¹	5 ¹
SV 41/105/50	105	120	258	50	3	60	44 (+22/-22)	40 (+20/-20)	50	100	70	5
SV 41/105/70	105	120	255	70	3,5	60	44 (+22/-22)	40 (+20/-20)	50	100	70	5
SV 41/105/80	105	120	259	80	3,5	60	44 (+22/-22)	40 (+20/-20)	50	100	70	5
SV 41/105/100	105	120	255	100	4	60	44 (+22/-22)	40 (+20/-20)	50	100	70	5
SV 41/105/120	105	120	255	120	4	60	44 (+22/-22)	40 (+20/-20)	50	100	70	5
SV 41/105/150	105	120	263	150	4,5	60	44 (+22/-22)	40 (+20/-20)	50	100	70	5

¹Not for permanent use (requires coordination) - the risk of breaking off the topcoat

On request

Other profile heights on request

Protective anodizing profile

Corner versions

All profiles have an corner version (wall to floor under an angle of 90 degrees).

One of the guides is replaced by an corner guide.

This profile is denoted by the index "E":

example SV-E 41/105/50

