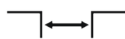




Top
mounted



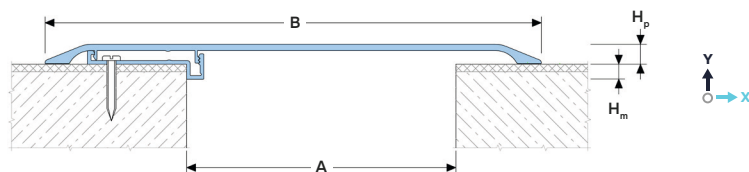
Joint width
10-160 mm



Movements
in 2 directions



Indoor/
outdoor¹



DESIGNATIONS:

A – nominal joint width;
B – visible width;
Hp – profile height;

Hm – installation depth;
Mx – horizontal movements;
My – Y-axis movements.

Profile	Cover type ⁴	Sizes, mm				Movements, mm	
		A ²	B	Hm	Hp	Mx ²	My ³
AV 12/85	AL / BR / SS	10-30	85	5	5	see tab.	—
AV 12/115	AL / BR / SS	35-60	115	5	5	see tab.	—
AV 12/165	AL / BR / SS	65-100	165	5	5	see tab.	—
AV 12/225	AL / BR / SS	105-160	225	5	5	see tab.	—

¹ It is not recommended to use the profile under the open rays of the sun and with possible large temperature fluctuations due to the large difference in the coefficients of thermal expansion of concrete and aluminum (ask for details).

² The magnitude of the expansion joint opening is directly related to the magnitude of the perceived motions. The "Movements" table shows the amount of movement as a function of joint width.

³ For Ceiling-Ceiling versions, vertical movements are not allowed.

⁴ The profile is available in several finishes. See "Surface coat of cover" and "Equipment profile".

TECHNICAL DATA

Material Aluminum EN AW 6063 T6 (T66⁵)

Tolerances EN 12020-2:2008

Strength, MPa $\sigma_b = 205$ (250⁵)

Length, m 3,0

Tooling Mounting holes

Fasteners Optional (Dowel-nail)

Surface coat For Aluminium (AL):
- mill finish (MF)
- matt anodized (AN)
For Stainless steel (SS):
- see «Equipment profile»

For Brass (BR):
- various brass variants
(ask for details).

On request: powder coated in RAL color or anodized in various colors (ask for details).

⁵ For EU Market

MOVEMENTS, mm

AV 12/85		AV 12/115		AV 12/165		AV 12/225	
A	Mx	A	Mx	A	Mx	A	Mx
10	-5/+27	40	-35/+28	70	-65/+48	110	-105/+68
20	-15/+17	50	-45/+18	85	-80/+33	135	-130/+43
30	-25/+7	60	-55/+8	100	-95/+18	160	-155/+18

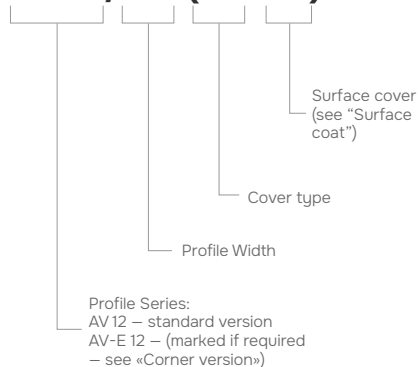
CORNER VERSION



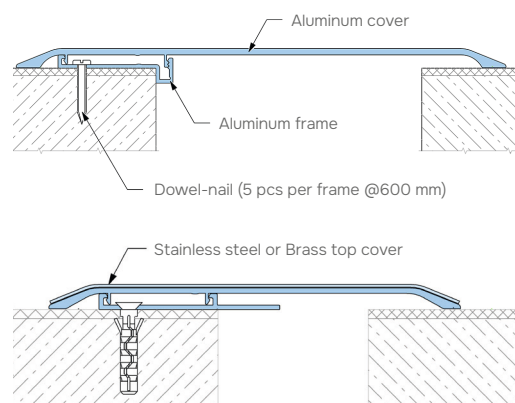
All profiles have an corner version labelled AV-E.

LABELING

AV 12/115 (AL-XX)



EQUIPMENT PROFILE



► ALUMINIUM FINISHES




Mill Finish (MF)




Silver (SA)




Champagne (CA)




Dark Bronze (DBRA)




Gold (GA)



Light bronze (LBRA)



Bronze (BRA)



Black (BLA)




On request, it is possible to create various patterns and inscriptions on the aluminum surface by means of decorative anodizing, which increases the visual perception of the profile many times over. Please ask for more information.


► STAINLESS STEEL FINISHES




Matt (2B)



Mirror (BA)



Polish (4N)




Ice




Sand




Lether




Square



Rhombus



Chessboard



Linen



Rings

► POWDER COATING FINISHES



Profiles can be powder coated in RAL colors, as well as painted with textured surface with inclusions of different colors. See more at dewmark-joint.com/finishes



SCAN FOR MORE